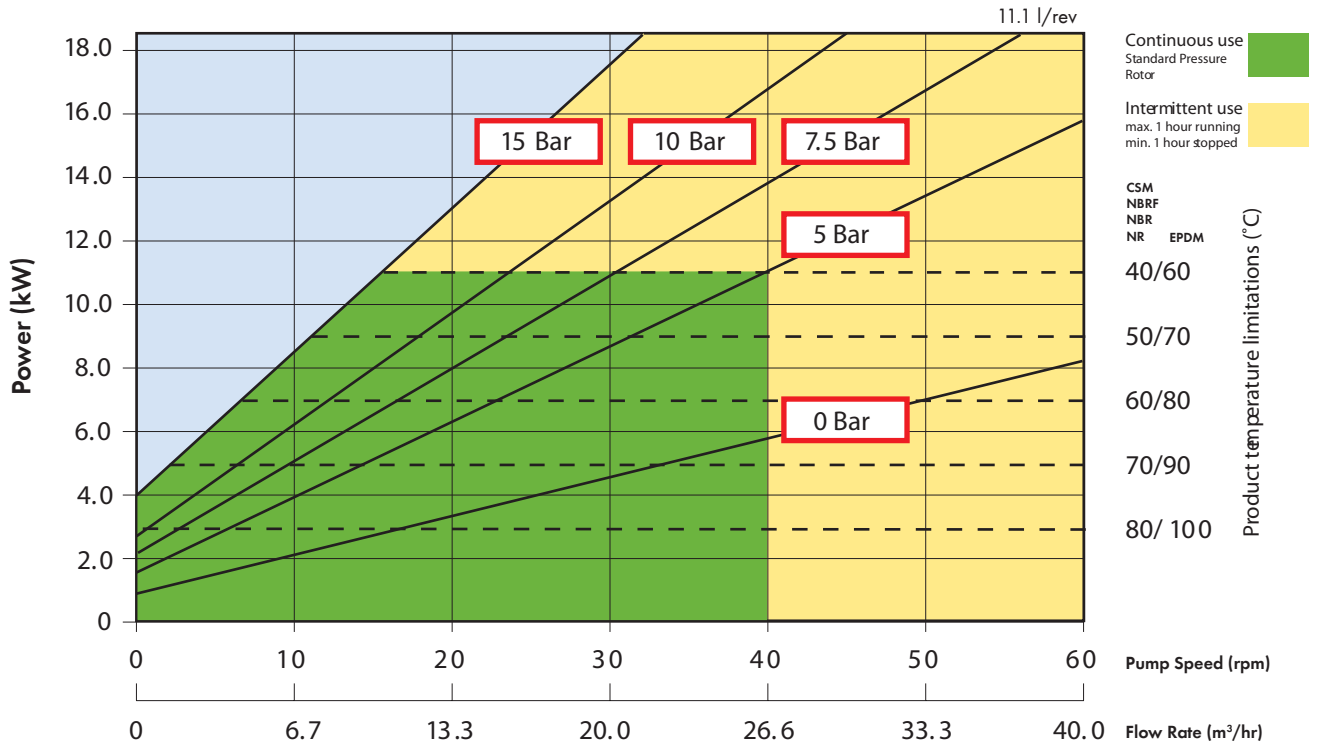
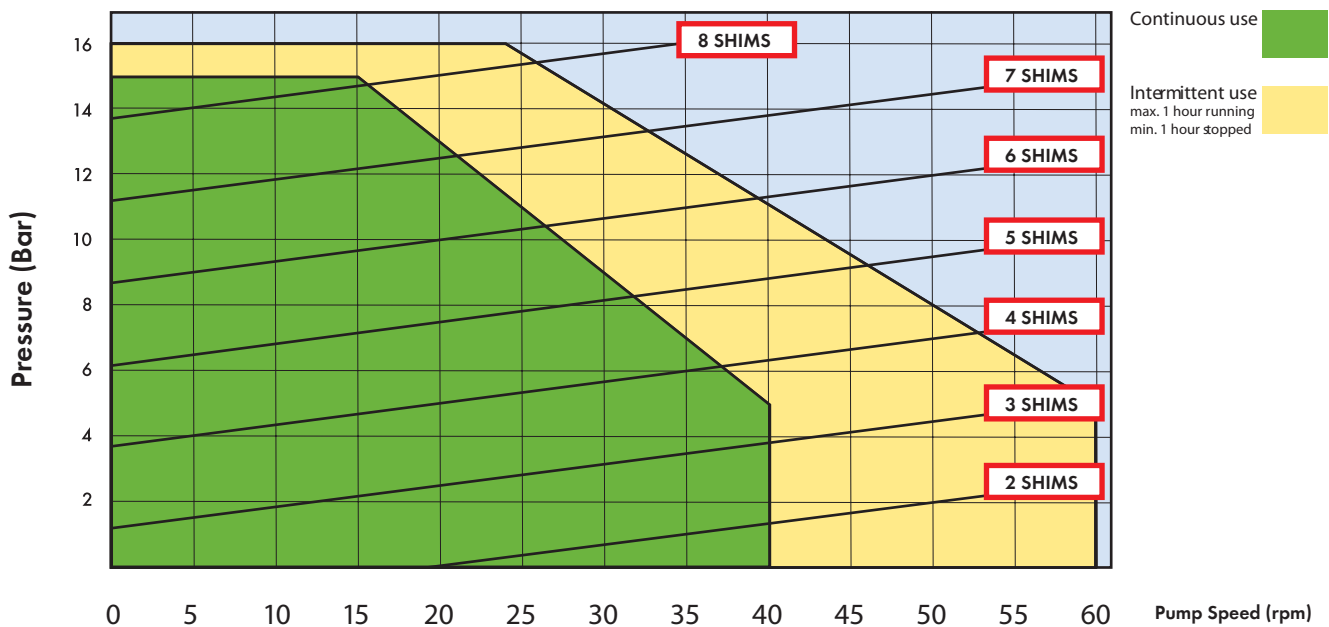


## VERDERFLEX VF80 Technical Data Sheet

### Performance Curve



### Shimming Curve

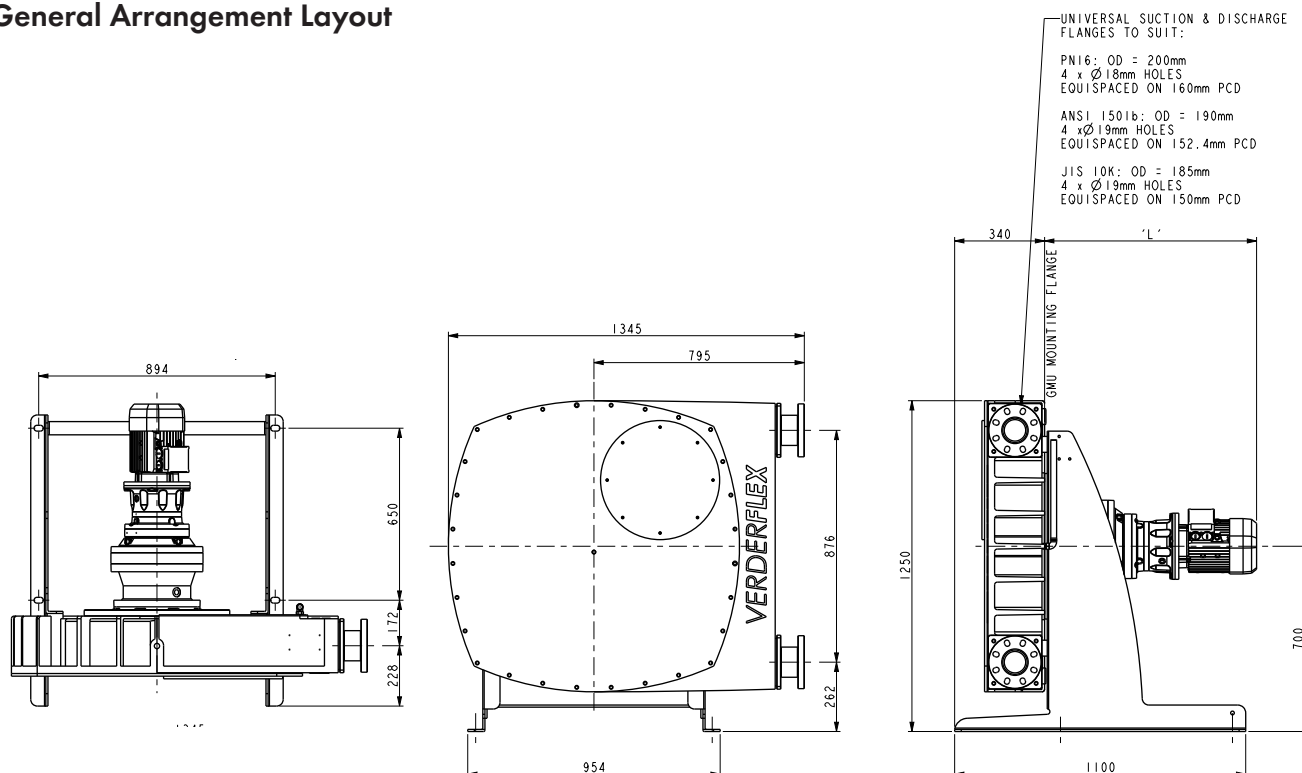


# VERDERFLEX VF80

## Technical Data Sheet

VERDERFLEX®

### General Arrangement Layout



All dimensions are in mm.

All dimensions and weights are for guidance only, for construction installation and floor mounting drawings please contact your local authorised Verderflex® distributor.

### Standard Materials of Construction

Description	Material	Weight (kg)	Paint Detail
Pump Housing	Cast Iron (GG25)	536	RAL 6018 (Green)
Front Cover	Mild Steel (BS EN10.025:1993/5275)	50	RAL 7021 (Black)
Rotor	Cast Iron (GG25)	90	
Rotor Shoes	Aluminium (6082T6)	15	
Flanges	Universal Slotted 304 Stainless Steel)	12.3 e.a	
Inserts	Stainless Steel (316L) Polypropylene P.V.D.F	1.0	
Base Frame	Powder Coated Carbon Steel	66	RAL 7035 (Grey)
Lubricant	Verderlube - Glycerine based compound Verdersil - Silicone oil	40 litres	
Hose	NR, NBR, NBR food grade, CSM and EPDM	22	
Close coupled pump unit - "Flat Pack"		850	

#### VERDERFLEX

Unit 3, California Drive, **TEL** +44 (0)1924 221 020  
 Castleford WF10 5QH **FAX** +44 (0)113 222 0291  
 United Kingdom **MAIL** info@verderflex.com  
**WEB** www.verderflex.com

**AT** Wien **BE** Aartselaar **BG** Sofia **CH** Basel **CN** Shanghai **CZ** Praha **DE** Haan  
**FR** Eragny s/Oise **GB** Castleford **HU** Budapest **IT** Torre Boldone  
**JP** Tokyo **NL** Groningen/Vleuten **PL** Katowice **RO** Bucuresti/Sibiu  
**RU** St Petersburg **SK** Bratislava **US** Newtown/Macon **ZA** Northriding