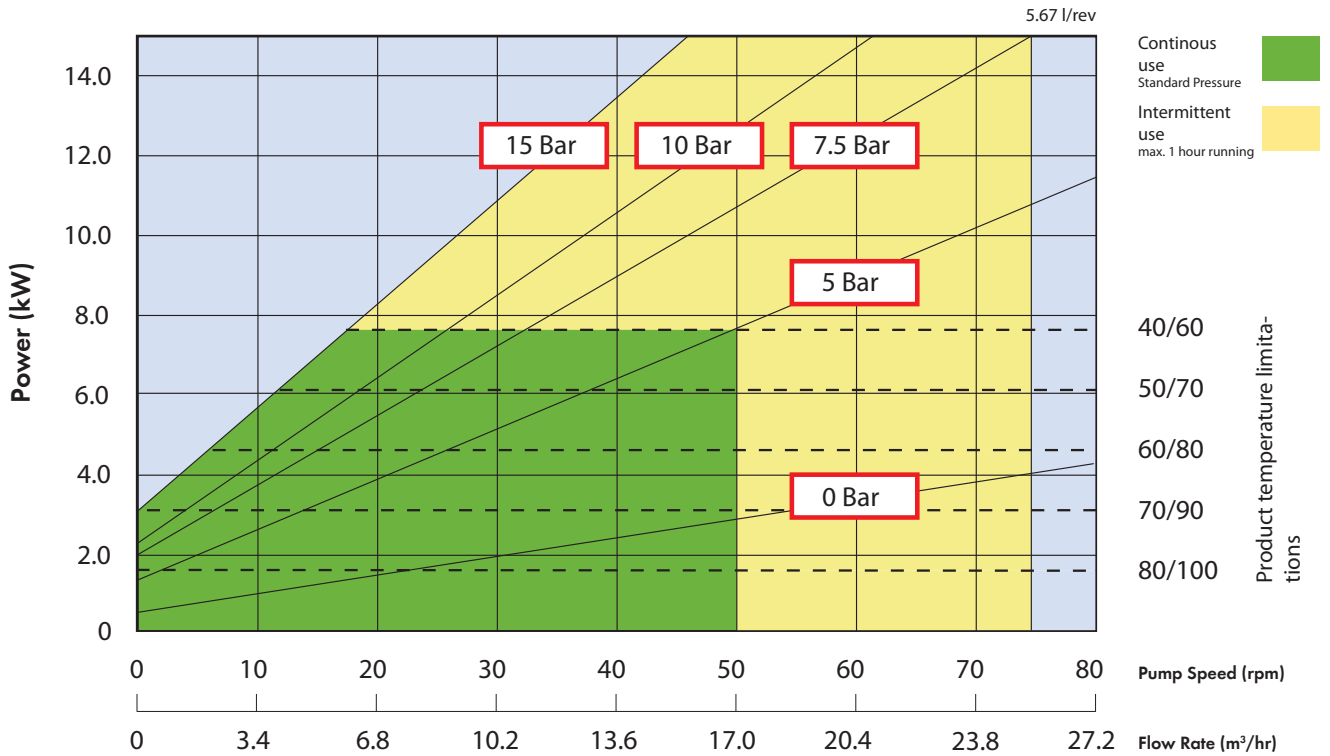
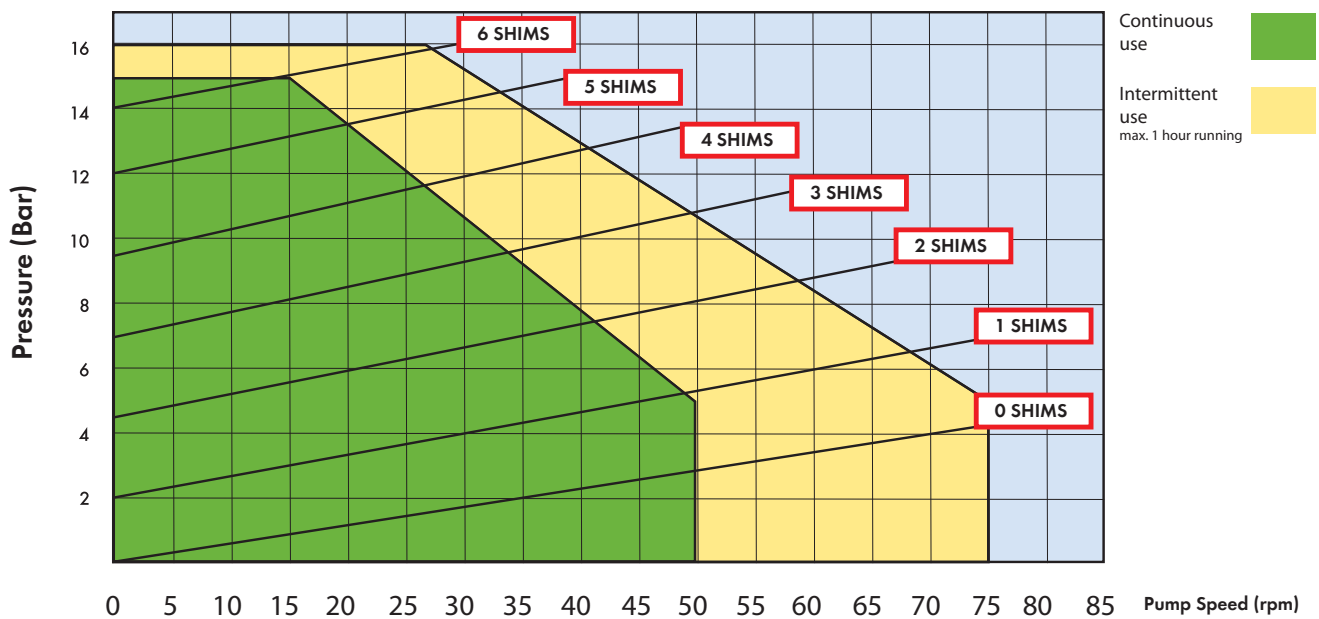


VERDERFLEX VF65 Technical Data Sheet

Performance Curve



Displacement 5.67 l/revolution, Capacity is speed x 0.34 in m³/hr
 Minimum starting torque required: 1200 Nm
 Maximum peak power +20%

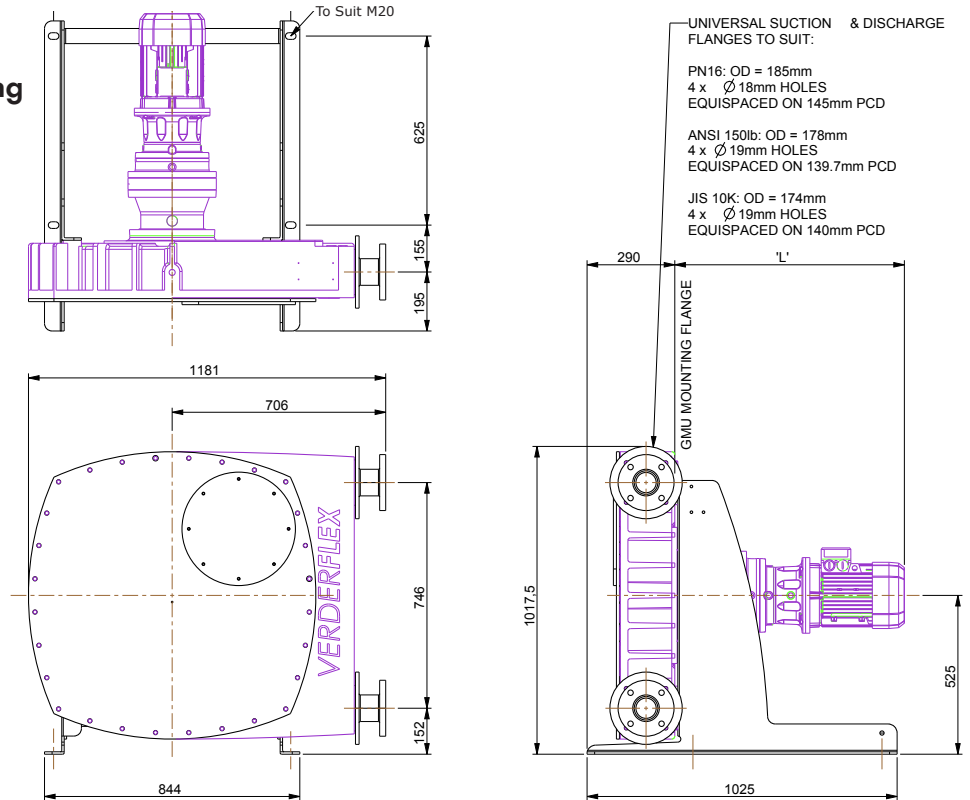


VERDERFLEX VF65

Technical Data Sheet

VERDERFLEX®

General Assembly Drawing



All dimensions are in mm.

All dimensions and weights are for guidance only, for construction installation and floor mounting drawings please contact your local authorised Verderflex® distributor.

Standard Materials of Construction

Description	Material	Weight (kg)	Paint Detail
Pump Housing	Cast Iron (GG25)	360	RAL 6018 (Green)
Front Cover	Mild Steel (BS EN10.025:1993/5275)	40	RAL 7021 (Black)
Rotor	Cast Iron (GG25)	70	
Rotor Shoes	Aluminium (6082T6)	10	
Flanges	Universal Slotted 304 Stainless Steel	9 ea.	
Inserts	Stainless Steel (316L) Polypropylene P.V.D.F	1.8	
Base Frame	Powder Coated Carbon Steel	75	RAL 7035 (Grey)
Lubricant	Verderlube - Glycerine based compound Verdersil - Silicone oil	25 litres	
Hose	NR, NBR, CSM and EPDM	12.5	
Close coupled pump unit - "Flat Pack"		750	

VERDERFLEX

Unit 3, California Drive, Castleford WF10 5QH United Kingdom
TEL +44 (0)1924 221 020
FAX +44 (0)113 222 0291
MAIL info@verderflex.com
WEB www.verderflex.com

AT Wien **BE** Aartselaar **BG** Sofia **CH** Basel **CN** Shanghai **CZ** Praha **DE** Haan **FR** Eragny s/Oise **GB** Castleford **HU** Budapest **IT** Torre Boldone
JP Tokyo **NL** Groningen/Vleuten **PL** Katowice **RO** Bucuresti/Sibiu
RU St Petersburg **SK** Bratislava **US** Newtown/Macon **ZA** Northriding