



VERDERFLEX®

## VERDERFLEX OEM

**Any questions?** You may still have questions and/or comments after reading this brochure. Please feel free to contact us on +44 (0)1924 221 020 You can also respond via email to [info@verderflex.com](mailto:info@verderflex.com). For more information about Verderflex please visit our website [www.verderflex.com](http://www.verderflex.com)

## M3000 Pumps

VERDERFLEX®



**VERDERFLEX**  
 Unit 3, California Drive, **TEL** +44 (0)1924 221 020  
 Castleford WF10 5QH **FAX** +44 (0)113 222 0291  
 United Kingdom **MAIL** [info@verderflex.com](mailto:info@verderflex.com)  
**WEB** [www.verderflex.com](http://www.verderflex.com)

**AT** Wien **BE** Aartselaar **BG** Sofia **CH** Basel **CN** Shanghai **CZ** Praha **DE**  
 Haan **FR** Eragny s/Oise **GB** Castleford **HU** Budapest **IT** Torre Boldone  
**JP** Tokyo **NL** Groningen/Vleuten **PL** Katowice **RO** Bucuresti/Sibiu  
**RU** St Petersburg **SK** Bratislava **US** Newtown/Macon **ZA** Northriding

M3000.EN.0211

**VERDER**  
 passion for pumps

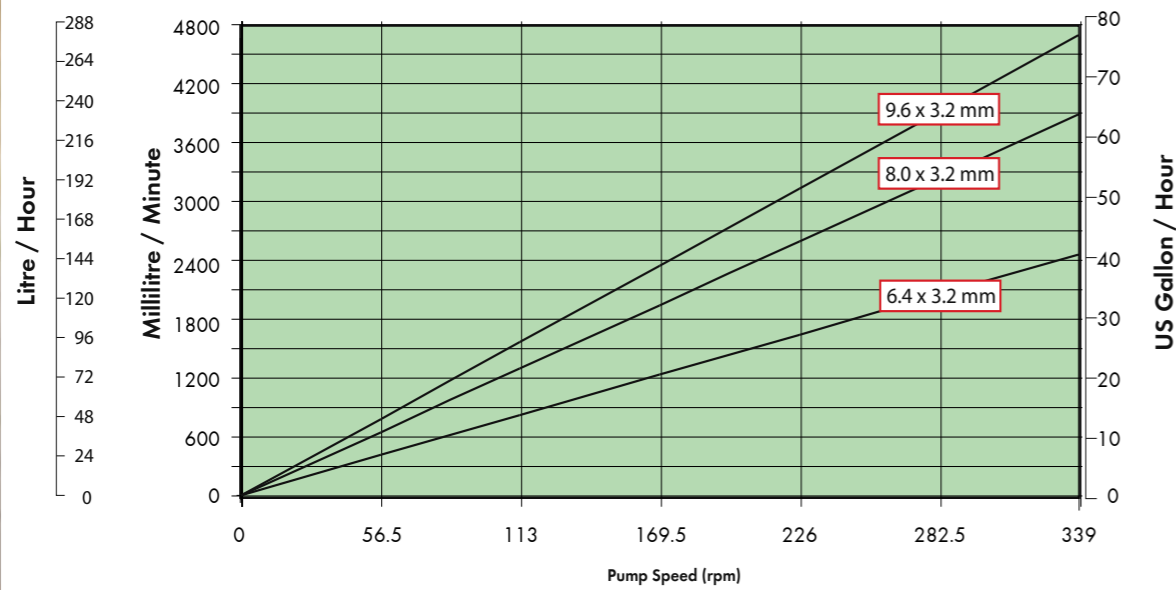
# M3000

Robust design with thick wall tube for suction and pressure handling.

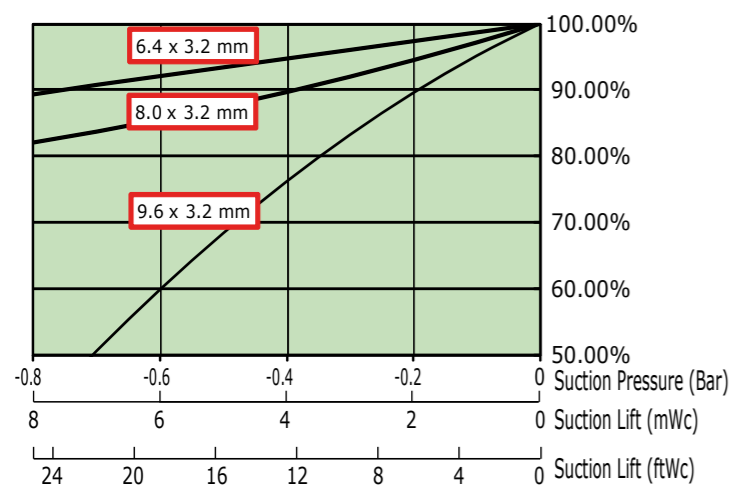
- Flow rates up to 3.4 l/min (54 US GPH)
- D.C. motor for speed/flow rate variations
- Typically used in:
  - Printing production
  - Dispensing
  - Industrial detergent applications



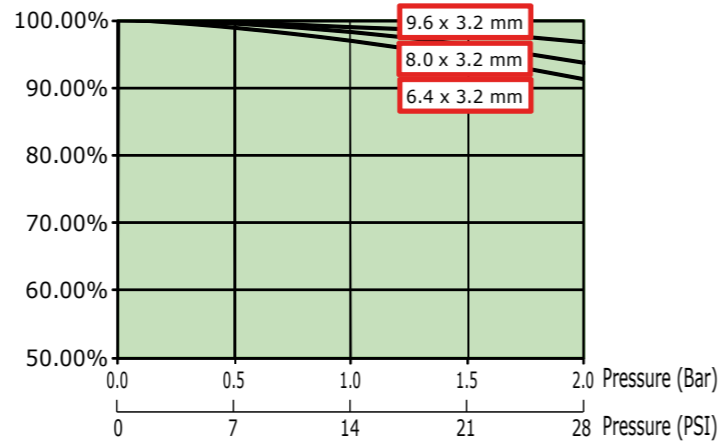
**M3000 Free Flow Curve**



**Suction**



**Discharge**



Flow rates with water at 20 °C (68 °F)

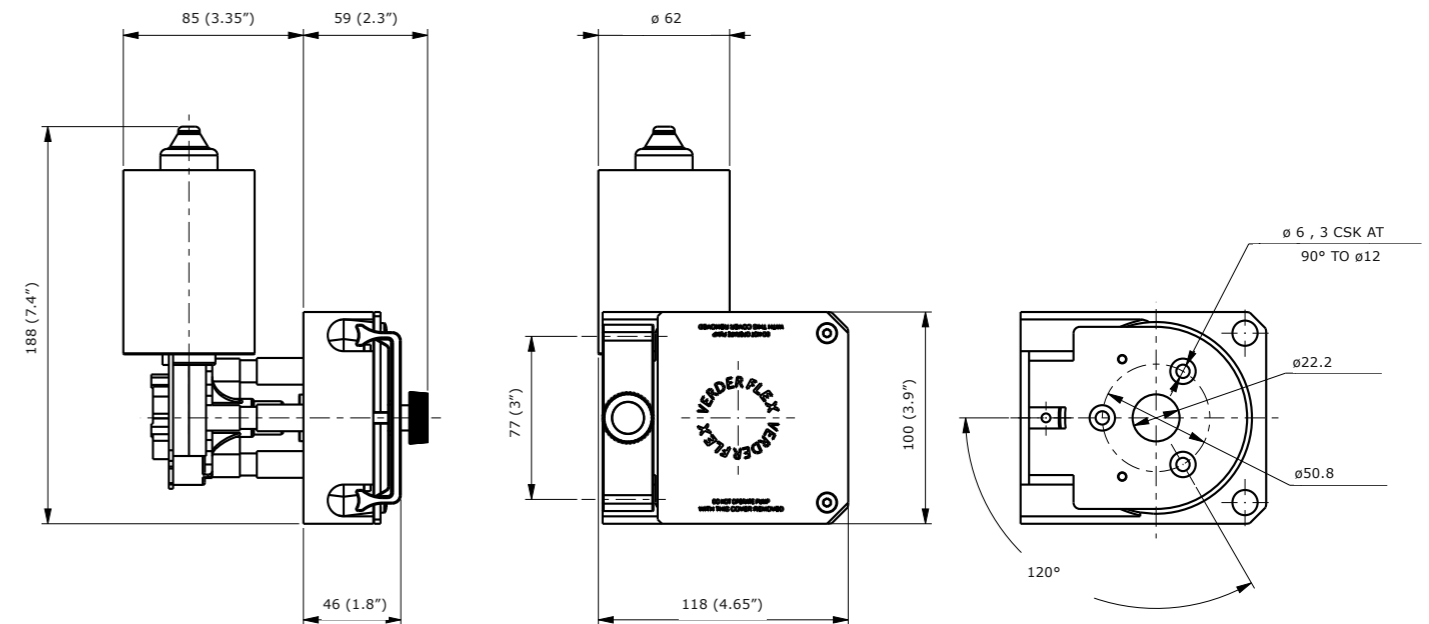
## Technical Overview

Function	Detail
Pump head	Aluminium alloy with support bearing
Motor	12/24V D.C. 100W Spur gearbox
Rotor	Aluminium alloy
Power Supply	12/24V D.C. 100W
Tube	Verderprene and Silicone
Tube Sizes	6.4 x 3.2mm, 8.0 x 3.2mm and 9.6 x 3.2mm
Weight	1.75 kg (3.9 lb)

## Tube Size Options

Tube (ID x WT)	55 RPM	125 RPM	240 RPM
6.4 x 3.2 mm (1/4" x 1/8")	0.4 l/min	0.9	1.8
	24.4 l/hr	55.5	106.6
	6.5 GPH	14.7	28.2
8.0 x 3.2 mm (5/16" x 1/8")	0.6 l/min	1.5	2.8
	38.6 l/hr	87.8	168.5
	10.2 GPH	23.2	44.5
9.6 x 3.2 mm (3/8" x 1/8")	0.8 l/min	1.8	3.4
	46.9 l/hr	106.5 l/hr	204.5
	12.4 GPH	28.1	54.0

## General Arrangement Drawing and Mounting Positions



All dimensions in millimetres and inches